

Mark Rothko – Looking Through A Window with Matthew Ablitt



Hazelhurst

SUTHERLANDSHIRE
ARTS
CENTRE

Mark Rothko

Abstract Painter

What colours and shapes
can you see?



LOOKING THROUGH THE WINDOW




IMAGINE THAT YOU OPEN THE WINDOW AND YOU LOOK AT SOME OF THE FOLLOWING LANDSCAPES THROUGH THE EYES OF MARK ROTHKO.


Cool colours





Warm colours






Now you make it!

- Step 1- Draw your shapes.
- Step 2 – Colour in the borders (outside edges) with crayons, oil pastels, or Zooms.



Remember, colours near each other in the colour wheel will mix nicely.



- Step 3 – Brush water in the inside shapes.
- Step 4 – Add some food colouring or watered down paint.

Use a little bit at a time and watch it flow onto the wet paper.



- Step 5 – Sit back and enjoy your masterpiece!

