


Line and Movement with Matthew Ablitt



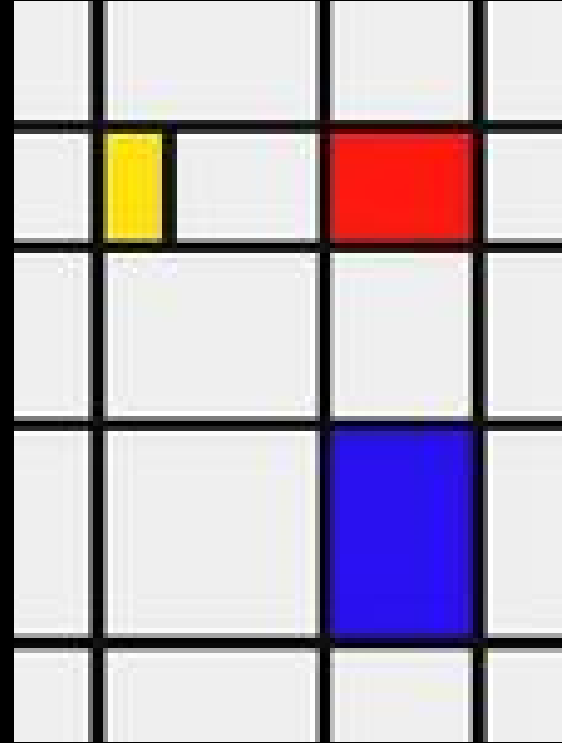
Hazelhurst

SUTHERLANDSHIRE
ARTS
CENTRE

So...Line seems to be everywhere in Art



Paul Klee, *Old Man Counting* 1929



Piet Mondrian
VI/Composition No. II
1920





Piet Mondrian
Tree
1913

...But Movement? That's a bit trickier.....

Photography –
invented 200 years ago
helped work out how
people and animals
moved

Eduard Muybridge



.....but how about in a painting or drawing

Repeating lines and shapes can help to describe movement



Death of a Horse
[Manuel Castellano](#)
(Madrid, 1826-1880)



Edgar Degas
Sketch of Dancer
(1869)

Time to have a go:

- Step 1: Line up your tracing paper over one of the worksheets.
- Step 2 : trace the outline of the figure (try and get as much detail as you can).
- Step 3: Repeat step 1 and 2 with all the other worksheets (you can keep them all in black pencil/pen or you could make every one a different colour!).
- Step 4: When your all done you can hang the art in front of a window or on top of one of the worksheets.

