

Hazelhurst Arts Centre
Young At Heart
Artist focus: Amy Hill-Trindall



Hazelhurst

SUTHERLANDSHIRE
ARTS
CENTRE

ABOUT THE ARTIST

Amy Hill-Trindall



Image: Artist Amy Hill-Trindall. Silversalt Photography

Amy Hill-Trindall Kamilaroi lives and works Illawong, NSW.

I am an artist from the Kamilaroi Mob and a Sutherland Shire local. My work is about our spiritual connection to the dreaming. As a child, I was always in touch with Aboriginal art. I would draw for hours on end instead of doing my school work. My Aunty Lex (Alexis Trindall) has always been a massive inspiration for me and I have spent a lot of time painting and learning from her. Later in life I found that painting was great therapy for me. During this time I was supported by Aunty Deanna (Schreiber) to continue painting for myself and my happiness. I love colours and the way they help to tell a story. All my life I have lived along the Georges and Woronora Rivers on Dharawal Country. I have been an active member of the Aboriginal community here since I was a child. I have gained my experience working with elders learning about Aboriginal art for many years and love to share my art using traditional symbols in artistic stories. I'm inspired to teach my own children about our culture. I enjoy creating designs and I embrace telling those stories. I hope my artworks and workshop experiences bring understanding and joy

ABOUT THE WORK

Amy Hill-Trindall *Mother Earth* 2021, acrylic paint on canvas.

This work represents three spirits: the Nature spirit (centre) who heals the land; the Water Spirit (top left) who looks after the water, lakes, rivers and waterholes; the healing spirit who together with nature and water spirit protect and heal Country.

Mother Earth was exhibited in *Wuliwulawala: Dharawal Women Sharing Stories* at Hazelhurst Regional Gallery in 2021.



QUESTIONS FOR DISCUSSION

- What do you see in *Mother Earth* painting?
- What colours do you see?
- What patterns can you see repeat?
- Do these patterns remind you of anything?
- Can you see any pathways moving through this work?
- Do they connect to anything?
- What shapes stand out?
- What do you think these figures are doing?
- Do they represent something?
- Look at the title of this art work.
- What could these figures and patterns have to do with the name of this work?
- What do you think is the culture of this artist?
- Do you feel that this work has an attachment to the land and nature?
- Do you like this work? Why?
- What title would you give this artwork?



ART MAKING

Nature and Three Elements: Earth, Water, Air

You will need:

- Templates, one each
- Images of organic material, pre-cut with scissors
- Collect leaves, grass, flower petals
- Glue
- Textas or watercolour paint and brushes
- Stamps



Templates

- Printed on paper, A3 or A4. Cartridge or watercolour paper is best.
- Images of organic material, pre-cut to template shapes of oval or rectangles

STEPS


1. Choose a template.
2. Fill the oval or rectangular shapes with images of choice
3. Colour the flowing space that connects shapes
4. Use leaves and flower petals (they can be real) to fill a flowing space. (Hint: if using real petals and leaves, paint first with PVA glue)
5. Using paint with stamps or brushes, or texter markers, repeat marks such as dots, dashes or strokes to fill any background spaces, creating patterns.

EXAMPLE






EXAMPLE











REFLECTION

Display and view

- What worked well?
- Can you see pathways through the works?
- What do you like most about these works?

