

ART ENGAGE AT HOME

ACTIVITY KIT

Artist: Michelle Cawthorn



Hazelhurst

**SUTHERLANDSHIRE
ARTS
CENTRE**

Produced by Hazelhurst's Public Programs & Education team, 2021

ABOUT THE ARTIST



Michelle Cawthorn is a multidisciplinary artist whose practice is grounded in drawing and intersects with painting, sculpture and installation. Within her work she explores the tensions that exist between remembering and forgetting, and she draws on memory and personal experience to inform her works. Cawthorn has exhibited widely in Australia, including by invitation at Hazelhurst Regional Gallery in 2015 for her solo exhibition *Bittersweet*. Other recent curated exhibitions include *Imagine*, Gippsland Art Gallery (2018) and *Songbird* at Shoalhaven Regional Gallery (2021).

Cawthorn has twice been winner of the Hazelhurst Art on Paper, Friends of Hazelhurst Local Artist Award (2017 and 2013) and twice received Highly Commended in the Tim Olsen Drawing Prize (2018 and 2014). In 2017 she was a finalist in the Sulman Prize at the Art Gallery of NSW. She holds a PhD in Fine Art from UNSW Art & Design.

ABOUT THE WORK – Artist Statement

Have you ever tried hard not to forget someone's face, or an important moment or tender embrace, only to find that each time you draw on that memory it changes shape, or becomes a little hazier?

Daughter 2017 represents a tripartite relationship between my mother, my daughter and myself. The long hair and the pink ribbons are emblematic of girlhood and of my remembering of it; a time more poignant now that my daughter has become an adult and my mother has passed away. However, in the same way that memories are mercurial, the forms are suggestive rather than prescribed. The keyhole shape evokes the dual notion of things locked away but also of peering through to a partial scene beyond. In some sections of the drawing the negative spaces are deliberately deployed to suggest the inevitability of the gaps in our memories.

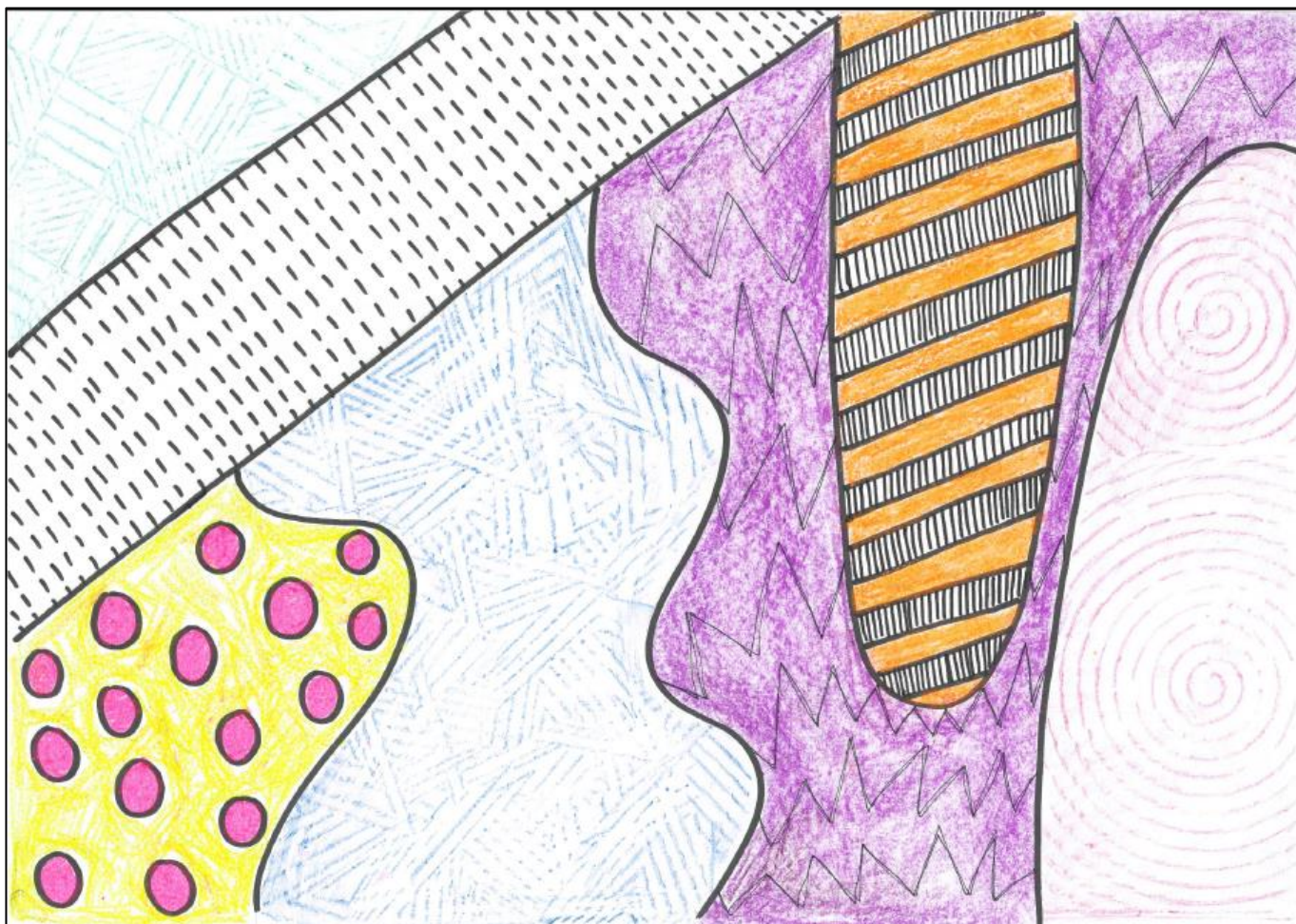


Michelle Cawthorn, *Daughter* (2017), pen, graphite, watercolour, gouache on hahnemühle paper

QUESTIONS FOR DISCUSSION

- Look at the artwork. What do you see?
- What patterns do you see?
- What shapes has the artist created in the work?
- Describe these shapes. Can you describe them? What do they remind you of?
- Do the shapes fill all the spaces?
- Do you see a round shape? What could it be?
- What do you notice about the use of line and texture in the artwork?
- Can you see anything that you associate with children? Discuss title of work.
- What colours do you see? Do the colours in the artwork remind you of anything?
- How does it make you feel?
- Does this artwork remind you of your own childhood memories?
- Do you like this artwork? Why?

ART MAKING: PATTERN MAKING



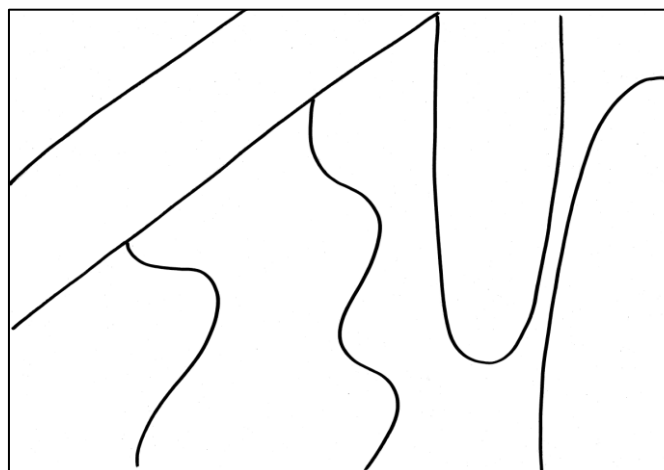
You will need:

- A3 paper (or if using template provided, A4 printout is also fine)
- Crayons or coloured pencils
- Objects with texture for rubbings (eg: coins placed under the paper, leaves, corrugated cardboard, sandpaper)

***If you don't have any textured objects to do rubbings, participants can also draw different patterns within each shape.**

STEP 1

Draw large open shapes across your page. Make sure that the lines extend to the edge of the paper. If participants are not confident drawing this out themselves, use the template provided.



STEP 2

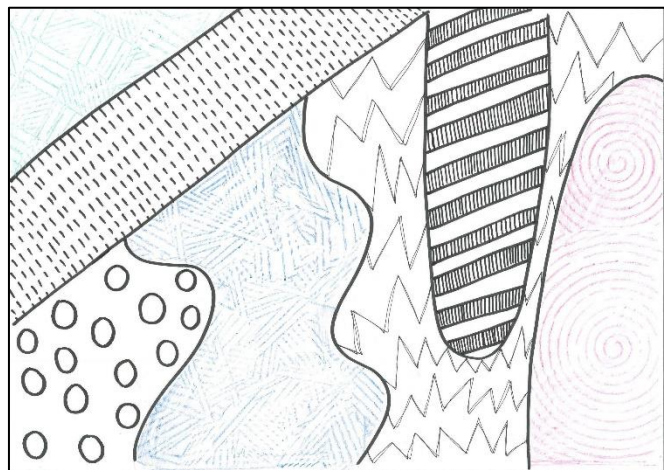
Place textured objects or rubbing plates underneath paper and using a crayon or coloured pencil, rub over the object or plate.

Do this within some of the shapes on the page until the shape has been filled with pattern.



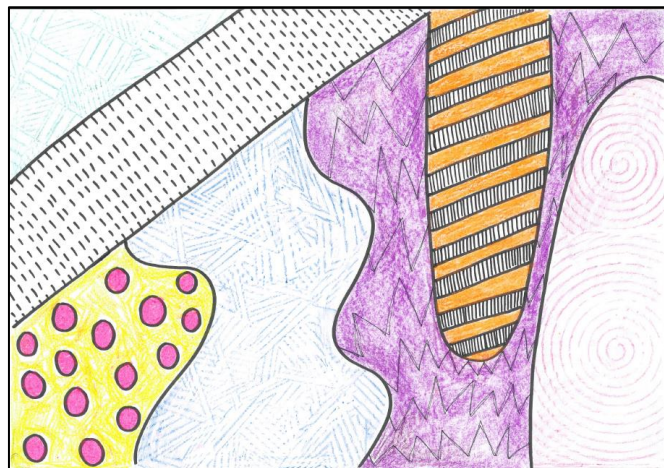
STEP 3

Within the other shapes, encourage participants to make their own marks on the page. These could be lines, spots, zig zags or their own pattern.




STEP 4

Finally, participants can add additional colours over their patterns as well as leave some sections black and white.



TEMPLATE



REFLECTION

Once you have finished making your artworks, share them with others in the group.

Discussion points:

- What shapes did you use?
- What colours did you use?
- What did you like best about making this artwork?
- What was difficult or challenging about this experience?
- What is the title of your artwork?