

ART ENGAGE ACTIVITY KIT

Theme: Flowers



Hazelhurst
ARTS CENTRE

Produced by Hazelhurst's Public Programs & Education team, 2020

OUTHERLANDS

About the artist: Remy Lorken

Remy Lorken was born in 1940 in Manila, Philippines. In 1963 while travelling through Europe she met her husband and together they migrated to Australia in 1967 and moved to Bonnet Bay in southern Sydney. A life-long interest in art and craft was further encouraged by friend Otto Kuster, whose birthday gift of oil paints, canvas boards and a palette knife in 1985 led to her becoming an artist.

Directions: Provide each person with a coloured print of this artwork.

Remy Lorken *Royal Botanic Gardens*, oil on canvas

Questions for discussion


1. Look at the art work. What do you see?
2. Where might it be? What tells us this?
3. What colours do you see?
4. What time of day is it? What season is it? Why?
5. What are the people doing?
6. How did the artist make this?
7. Does it remind you of somewhere?
8. How was the artist feeling when she made this artwork?
9. How does it make you feel?
10. Do you like it?
11. What title would you give it?



ACTIVITY – Vase of flowers


Materials

- Vase template (see attached)
- Flower template (see attached)
- Scissors
- Glue sticks
- Textas, coloured pencils or watercolours for decorating
- A4 watercolour (or plain paper if not available)




ACTIVITY: Vase of Flowers

Steps




Step one:

Cut out a vase from the templates provided and glue this in the middle of your page. Leave room at the top and bottom of the page to complete step two and three.



Step two:







Cut and arrange flowers on the top of the vase. Glue these down with your glue stick.














Step three:

Finish your artwork by drawing in extra details such as flower stems, a table / table cloth and adding colour to the background.

FLOWER TEMPLATES





VASE TEMPLATES

